

DRIVE BELTS	AUTOMATION GRADE	BOX FORMAT	FORMAT SETTING	SEALING TECHNOLOGY
SIDE	FULLY AUTOMATIC	RANDOM	AUTOMATIC	PSA TAPES

SM44-SM446 HD

FULLY AUTOMATIC RANDOM SIZE CASE SEALER

SM44/446 HD is a side drive belts fully automatic case sealing machine designed to handle filled regular slotted boxes coming from a line and it is able to adjust automatically on random box sizes with pneumatic system, fold the top major and minor flaps avoiding the need of an operator and seal both top and bottom sides. The random size boxes, that can arrive from different filling station, are managed by an indexing unit with multiple functions, as centering and cadencing, then they are processed into the machine where the top unit can sense the height, close the flaps and seal.



KEY BENEFITS

FULLY AUTOMATIC OPERATIONS

Automatic box adjustment with simultaneous upper & lower flaps closing & sealing without the need of operators, to avoid continuous changeover on random boxes production runs, with a maximum output up to 8 boxes per minute

THE POWER OF FLEXIBILITY

Available in different platform sizes for boxes from small to big, and able to work in fully random format, fixed format and bypass mode

PERFECT BOX SEALING

Dual 75mm side drive belts, box sensing and centering device, automatic 4 flap closing system and SIAT K taping units available for 50 mm (2") and 75 mm (3") tape width

EASY-TO-INTEGRATE

Always equipped with centering and cadencing unit along with PLC with complete signal exchange for the best integration into new or existing lines

SAFETY FIRST

Safety fences for full protection and CE compliancy to guarantee ergonomic and safe operations

SPECIFICATIONS

Boxes

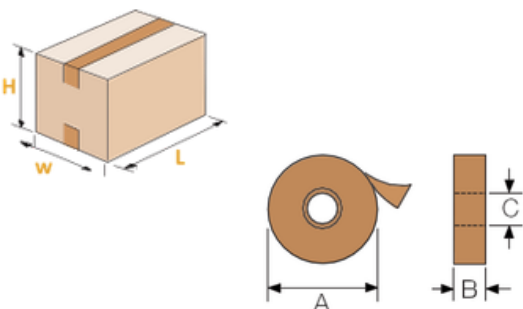
SM44 HD	Standard Box Version	Low Box Version (/4)
Box Min (mm) LxWxH	200 x 160 x 140	200 x 160 x 90*
Box Max (mm) LxWxH	600 x 500 x 500	600 x 500 x 460
SM446 HD	Standard Box Version	
Box Min (mm) LxWxH	300 x 160 x 140	
Box Max (mm) LxWxH	800 x 650 x 650	

Box Type	RSC, HSC, FEFCO 0201
Flute Type	B-C-E
Min-Max Box Weight (kg)	1,5-32

* 90 with 30mm leg, 100 with 50mm leg, 120 with 70mm leg


Machine

Productivity up to (bpm)	8 (SM44HD) - 6 (SM446HD)
Based on the shortest processible box length	
Belt Speed (m/min)	30
Operator side	Left - Right
Taping Units	K11 (2"/50mm) - K12 (3"/75mm)
Tape Legs (mm)	30 - 50 - 70
Processable Tapes	PVC / OPP / PET / Paper
Tape Reel Max DIA (mm)	410
Inner Tape Core (mm)	76
Workbench height (mm) (SM44HD)	from 560 to 800
Workbench height (mm) (SM446HD)	from 650 to 850
Air Consumption (NI/Cycle)	15,2 (SM44) - 20 (SM446)
Power Supply	380/415V 50Hz 3PH+N+PE
Pneumatic Supply (bar)	5,5 - 7
Installed Power (kW)	0,36
SM44HD Machine Dimensions LxWxH (mm)	3.353 x 1.147 x 1.830-2.105
SM446HD Machine Dimensions LxWxH (mm)	4.187 x 1.215 x 2.240-2.440
SM44HD Machine Weight (kg)	750
SM446HD Machine Weight (kg)	1200



KEY FEATURES

Automatic 4 Flaps Closure




Easy setting pneumatic kicker combined with mechanical passive side flap folder to automatically close 4 top flaps without operator need

Perfect Control




Control Panel for full control and working mode selection, from Random to Fixed till Only Top or Full Bypass, with accurate pneumatic management to optimize the process and improve packaging quality

From small to big boxes



A bigger platform (SM446HD) is available to cover major market needs in terms of box dimension, with the additional possibility to choose the Small Version (SM44/4 HD) to decrease the minimum height processable

Box Management



Two types of indexing units are available to perfectly manage the boxes.
AS26HD: motorized tilting conveyor with centering tubular guides and rolling belt
AS24HD: motorized roller conveyor with centering guides and stopping gates

Automatic Size Adjustment

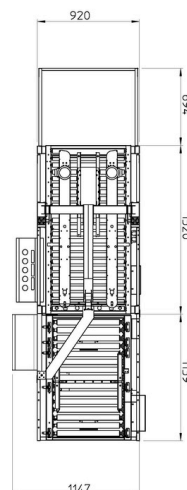
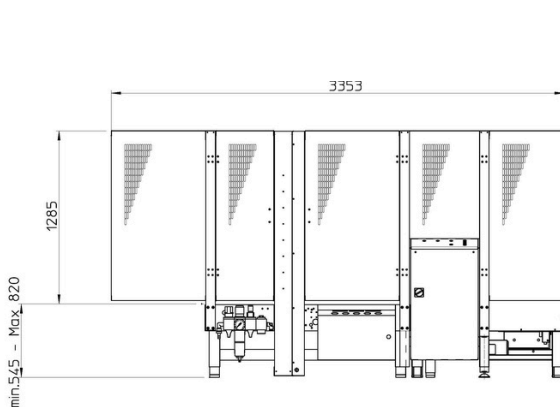


Automatic size adjustment thanks to pneumatic side motorizations and pneumatic detection system placed on the top unit that detect the height of the box giving the consense to proceed with flap closing and sealing.

Signal Exchange for Integration



Equipped with PLC, SM44HD can exchange many signals as standard.
OUT: Working mode, Emergency Alarm, End/Broken Tape, Box Load Request
IN: Full line, Full Emergency, End/Broken tape exclusion



OPTIONALS

Energy Saving Mode
Full Bypass
SIAT Remote Control
Wheels ¹
Higher Legs ²
Conveyors: GTL- GTR (extendable conveyors), RG (roller conveyor)
¹ Workbench height becoming 585-925
² Workbench height becoming 720 - 970

