

TYPE	AUTOMATION GRADE	MAX PRESTRECH	MAX PALLET WEIGHT (KG)
TURNTABLE	SEMI-AUTOMATIC	240%	2.400

OneWrap Arm

SEMI-AUTOMATIC STRETCH WRAPPER

OneWrap Arm is the new semi-automatic pallet wrapping solution designed to deliver a fully automatic film fixing and cutting cycle — with no safety fences and no compressed air. Compact, 100% electric, and easy to operate, OneWrap Arm ensures stable and secure wrapping while minimizing operator intervention.

An ideal choice for companies looking for essential automation, everyday reliability, and a reduced footprint.



KEY BENEFITS

FULLY AUTOMATIC FILM FIXING AND CUTTING

No manual handling of the film at the start or end of the cycle.

This increases productivity, ensures consistent wrapping, and avoids operator fatigue or errors.

NO SAFETY FENCES REQUIRED

Integrated safety features allow safe operation without physical barriers.

This saves space and simplifies layout in tight working environments.

COMPACT FOOTPRINT

Designed to operate in limited spaces.

Ideal for small production areas or facilities with constrained layout flexibility.

100% ELECTRIC – NO COMPRESSED AIR NEEDED

Works entirely with electric components.

No need for pneumatic connections or compressors, reducing installation costs, maintenance needs, and energy consumption.

BUILT TO LAST

SIAT wrappers are known for their longevity, robustness, and the high quality of materials, making them a particularly durable investment. Choosing SIAT means investing in a machine that will last for decades.

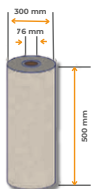
SPECIFICATIONS

Performance

Maximum Output Speed	up to 25-35 loads/hr
Turntable Speed (Variable)	6 - 12 rpm

Film Delivery System

Powered with fixed gears (LP)	240-200-150%
Film Carriage	LP
Lifting and Lowering Speed	the reel holder carriage can be adjusted from 0 to 10
Film Capacity	ext. Ø 300 mm / core Ø 76 mm (fix) / weight 20 kg / thickness up to 35 micron
Standard Film Width (mm)	500

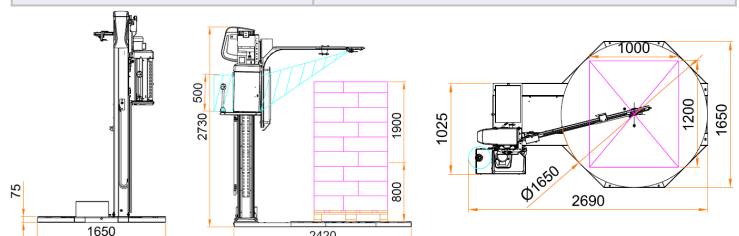


Pallet Handling

Platform diameter (mm)	1.650
Max. pallet height (mm) incl. overlap above pallet top edge	1.900
Min. pallet height (mm) incl. overlap above pallet top edge	800
Max. pallet size (mm)	1000x1200 / 600x600
Max. working load (kg)	2.400

Operational Requirements

Power supply	220/240V 50/60Hz / 400V 50/60Hz / others on request
Max. noise level	72,0 dB (A)
Operating temperature	5 - 40°C



KEY FEATURES

Automatic Fixing & Cutting



OneWrap Arm **automatically attaches and cuts the film** at the beginning and end of the wrapping cycle, eliminating the need for any manual film handling. This significantly improves operator ergonomics, reduces repetitive strain, and speeds up the wrapping process.

Fence-Free Design



OneWrap Arm **operates safely without requiring perimeter safety fences**, thanks to its intelligent design. Its compact footprint makes it ideal for facilities with limited space, while still ensuring safe, compliant, and uninterrupted operation.

Smart, Safe, Simple



The OneWrap Arm is built for safety, efficiency, and ease of use. It features an **HMI display**, a **remote control**, automatic **pallet height detection** with a photocell for dark pallets, and a smooth belt-driven carriage. The folding column and forklift access simplify repositioning, while the **100% electric system** eliminates the need for compressed air.

Ready-to-Wrap Programs



The operator selects the best-suited option for the load and saves all wrapping parameters—speed, tension, rotations, and delays. **Up to 9 + 1 custom programs** can be stored and recalled by number for quick, consistent wrapping.

Manual and Automatic Modes



The machine can wrap loads either manually—allowing occasional, operator-controlled wrapping—or automatically, with selectable programs for single or double wrapping, with or without a top sheet, based on the load type.

Advanced Parameters

The system is designed to optimize wrapping precision, film usage, and load stability through programmable settings:



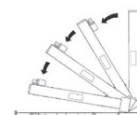
Independent speed control for the reel holder carriage during ascent and descent for stable, even wrapping.



Top sheet cycle with programmable descent delay, allowing accurate placement and adhesion of the protection film.



Reinforcement bands are extra film layers (bottom, and top) added to improve load stability. The operator selects how many to apply based on the load.



The column can tilt back thanks to its hinged base – easy to install and maintain

ACCESSORIES

W8Wrap



WEIGH AND WRAP IN ONE EASY STEP!

The system performs precise weighing of each pallet (± 1 kg) and can be easily retrofitted, requiring only placement on the load cell plate and connection of the external power and indicator.

	Remote control for easy wrapping activation.
	Standard ramp; L = 1.490mm
	Elongated ramp; L = 1.870mm (for loading pallet truck)
	Pit-frame (burial) for installation at ground level

