siat

Taping Equipment





TAPING EQUIPMENT

100%
MADE in ITALY

International Technical |Packaging| Applications

I n d e x

Taping units ..... pg. 4

Conveyors ..... pg. 5

Top and Bottom Semi-Automatic Case Sealers ..... pg. 7

Side Belt Semi-Automatic Case Sealers ..... pg. 9

Semi-Automatic Case Formers ..... pg. 14

Fully Automatic Case Sealers ..... pg. 15

Fully Automatic Case Erectors ..... pg. 19

Flexographic Printing Machines ..... pg. 21

Tape Dispensers ..... pg. 23

Taping Equipment

TAPING UNITS	K12	K11	K38	K25	VENTO 75	VENTO 50
						
Technology	Mechanical	Mechanical	Mechanical	Mechanical	Pneumatic	Pneumatic
Tape width [mm] (B)	75 (3”)	50 (2”)	38 (1 ½")	25 (1")	75 (3”)	50 (2”)
Leg [mm] (D) (+/- 5)	30/50/70					
Top and bottom head	•	•	•	•	Only top	Only top
Left and right head	•	•	•	•	•	•
Dimensions (closed rollers) LxWxH [mm]	400 x 131 x 440	400 x 106 x 440	400 x 94 x 440	400 x 82 x 440	430x131x440	430x106x440
Dimensions (open rollers) LxWxH [mm]	400 x 131 x 530	400 x 106 x 530	400 x 94 x 530	400 x 82 x 530	400x130x490	400x105x490
Center to center mounting distance [mm]	278 / 350	278 / 350	278 / 350	278 / 350	278 / 350	278 / 350
Min. box dimensions for 30 mm leg LxWxH [mm]*	100 x 130 x 40	100 x 105 x 40	100 x 95 x 40	100 x 80 x 40	100 x 105 x 40	100 x 130 x 40
Min. box dimensions for 50 mm leg LxWxH [mm]*	100 x 130 x 60	100 x 105 x 60	100 x 95 x 60	100 x 80 x 60	100 x 105 x 60	100 x 130 x 60
Min. box dimensions for 70 mm leg LxWxH [mm]*	100 x 130 x 80	100 x 105 x 80	100 x 95 x 80	100 x 80 x 80	100 x 105 x 80	100 x 130 x 80
Maximum tape reel diameter [mm]	410					
Tape reel inner diameter [mm] ©	76					
Maximum taping speed [m/min] (A)	30					
Weight [kg]	6,6	6,2	5,7	5,3	8,4	7,7
Type of tape	PET, PVC, PP, PAPER (and REINFORCED but with filament tape kit)					
Available options						
Device that signals the breaking and the end of the tape	•	•	•	•	•	•
Filament tape kit	•	•	•	•	•	•
Silent unwinding	-	•	-	-	-	-
Stainless steel manufacturing	•	•	-	-	-	

** Considering the taping unit ONLY (not in combination with SIAT machineries)*

Possible integration in Siat taping equipment

CASE SEALER	K25	K38	K11	K12	K11 INOX	K12 INOX	Vento 50	Vento 75	Hot-Melt	AQUA Tech - WAT
SK10			•	•						
SK20/27			•	•						
SM2					•					
SR20/27			•	•						
NASTRO X	• •	• •	• •	• •						
NASTRO M	• •	• •	• •	• •						
NASTRO L	• •	• •	• •	• •			•	•		
NASTRO R	• •	• •	• •	• •			•	•		
NASTRO AQUA										•
SM11/SA11			• •	• •						
SM116			•	•						
HM11T/TB									•	
SM44HD/HS			•	•						
SM446HD/HS			•	•						
SM11 INOX					•	•				
Case former										
PS50-TB			•							
F105										
BOXR			•	•						
EZ-BOX			•	•						

• *= Integrated Unit Available*

GTL - FLEXIBLE CONVEYORS




Description	Flexible wheel conveyor											
Type	GTL 400/2	GTL 400/3	GTL 400/4	GTL 400/5	GTL 500/2	GTL 500/3	GTL 500/4	GTL 500/5	GTL 650/2	GTL 650/3	GTL 650/4	GTL 650/5
Drive	Idle	Idle	Idle	Idle	Idle	Idle	Idle	Idle	Idle	Idle	Idle	Idle
Transport	Wheels	Wheels	Wheels	Wheels	Wheels	Wheels	Wheels	Wheels	Wheels	Wheels	Wheels	Wheels
Width (mm)	400	400	400	400	500	500	500	500	650	650	650	650
Load capacity (kg) Open - Close	30 - 40	30 - 40	30 - 40	30 - 40	30 - 40	30 - 40	30 - 40	30 - 40	30 - 40	30 - 40	30 - 40	30 - 40
Length (mm) Open - Close	1000 3000	1500 4500	2000 6000	2500 7500	1000 3000	1500 4500	2000 6000	2500 7500	1000 3000	1500 4500	2000 6000	2500 7500
Notes	standard with legs LE-78 (others on request) - incl. casters											

GTR - FLEXIBLE CONVEYORS




Description	Flexible roller conveyor							
Type	GTR 400/2	GTR 400/3	GTR 400/4	GTR 400/5	GTR 500/2	GTR 500/3	GTR 650/2	GTR 650/3
Drive	Idle	Idle	Idle	Idle	Idle	Idle	Idle	Idle
Transport	Rollers	Rollers	Rollers	Rollers	Rollers	Rollers	Rollers	Rollers
Width (mm)	400	400	400	400	500	500	650	650
Load Capacity (kg) open - close	35 - 45	35 - 45	35 - 45	35 - 45	35 - 45	35 - 45	35 - 45	35 - 45
Length (mm) open - close	1000 - 3000	1500 - 4500	2000 - 6000	2500 - 7500	1000 - 3000	1500 - 4500	1000 - 3000	1500- 4500
Notes	standard with legs LE-78 (others on request) - incl. casters							

RG - FIXED CONVEYORS



Description	Stationary roller conveyor																
Type	RG04-75/500	RG06-75/500	RG1-75/500	RG2-75/500	RG04-37,5/500	RG1-37,5/500	RG2-37,5/500	RG04-75/650	RG1-75/650	RG2-75/650	RG04-37,5/650	RG1-37,5/650	RG2-37,5/650	RG1-37,5/800	RG2-37,5/800	RG1-75/800	RG2-75/800
Drive	Idle	Idle	Idle	Idle	Idle	Idle	Idle	Idle	Idle	Idle	Idle	Idle	Idle	Idle	Idle	Idle	Idle
Transport	Rollers	Rollers	Rollers	Rollers	Rollers	Rollers	Rollers	Rollers	Rollers	Rollers	Rollers	Rollers	Rollers	Rollers	Rollers	Rollers	Rollers
Width (mm)	500	500	500	500	500	500	500	650	650	650	650	650	650	800	800	800	800
Load capacity (kg)	25	25	25	25	25	25	25	25	25	25	25	25	25	25	25	25	25
Length (mm)	375	600	970	1950	375	970	1950	375	970	1950	375	970	1950	970	1950	970	1950
Notes	Legs shown are optional (fitting legs are ST / 55-83-120) rollers 32 Ø, available with split 37,5 or 75 mm																

Taping Equipment

	CV - CURVE CONVEYORS	CT - BELT CONVEYORS			
					
Description	90° Idler wheel curve	Motorized belt conveyor			
Type	CV90/500	CT1-500	CT2-500	CT3-500	CT4-500
Drive	Idle	motorized	motorized	motorized	motorized
Transport	Wheels	Belt	Belt	Belt	Belt
Width (mm)	500	500	500	500	500
Load capacity (kg)	35	100	100	120	160
Length (mm)	570	1000	2000	3000	4000
Notes	Legs shown are optional (fitting legs are ST / 55-83-120) rollers 32 Ø, available with split 37,5 or 75 mm	Standard with legs ST (see below for option) Casters - optional Adjustable speed – optional Couple of side-guiding – optional		Standard with legs ST (see below for option) Casters - optional Adjustable speed – optional	

ST - LEGS FOR FIXED CONVEYORS									
									
Type	ST-55/500	ST-55/650	ST-55/800	ST-83/500	ST-83/650	ST-83/800	ST-120/500	ST-120/650	ST-120/800
Hight (mm) min-max	380 - 550	380 - 550	380 - 550	520 - 830	520 - 830	520 - 830	800 - 1230	800 - 1230	800 - 1230
Notes	Wheel Φ 80mm available								

LE - LEGS FOR FLEXIBLE CONVEYORS				
				
Type	LE-48	LE-78	LE-115	LE-170
Hight (mm) min-max	350 - 480	500-780	700-1150	100-1700

	AG21 - FEEDER	AS22 - INDEXIT UNIT
		
Description	Feeder	Indexit unit
Type	AG21/500	AS22/500
Drive	Motorized	Motorized
Transport	Belt / Rollers	Wheels
Width (mm)	500	500
Load capacity (kg)	35	35
Length (mm)	1000	1000
Notes	Standard with legs and side-guiding	Standard with legs and side-guiding

Taping Equipment

		SK10	SK20	SK27	SM2 INOX
Top and Bottom Semi-Automatic Case Sealers **Manual Box Adjustment** **Top-Bottom Belt Conveyor**					
Belt position		Bottom only	Top + Bottom	Top + Bottom	Top + Bottom
Box size		Medium	Medium	Large	Medium
Box dimensions (mm)	Length (L)	150 - ∞	150 - ∞	150 - ∞	150 - ∞
	Width (W)	140** - 500	140** - 500	140** - 650	140** - 500
	Height (H)	90* - 500	90* - 500	90* - 700	90* - 500
Removable taping units		Yes (Top & Bottom)	Yes (Top & Bottom)	Yes (Top & Bottom)	Yes (Top & Bottom)
Min / Max box weight	kg	0,5 – 30	0,5 – 32	0,5 – 32	0,5 – 32
Speed (depends on box length, belt-speed and operator performance)	bpm	up to 20	up to 20	up to 20	up to 20
Available taping units		K11 for 2” = 50 mm K12 for 3” = 75 mm	K11 for 2” = 50 mm K12 for 3” = 75 mm	K11 for 2” = 50 mm K12 for 3” = 75 mm	K11 for 2” = 50 mm
Tape leg	mm	30-50-70mm	30-50-70mm	30-50-70mm	30-50-70mm
Power (std.)	KW	0,13	0,26	0,26	0,26
Ingress protection code		IP54	IP54	IP54	IP56
Operator side		Left or Right	Left or Right	Left or Right	Left or Right
Other features		- Fast-removable taping head	- Roller upper guide - fast-removable taping head	- H max 950 mm with high position of column - Roller Upper Guide - fast-removable taping head	- Stainless steel AISI 304 - Roller upper guide
Optionals		- Roller upper guide - Wheels - Higher/lower legs - Conveyors	- Energy Saving - Tubular upper guide - Wheels - Higher/lower legs - Conveyors	- Higher belt speed (30m/min) - Energy saving - Wheels - Higher/lower legs - Conveyors	- Wheels - Higher/lower legs - Conveyors

** 90 mm with 30 mm tape leg, 100 mm with 50 mm tape leg, 120 mm with 70 mm tape leg*
*** 140mm with K11, 170mm with K12*

Taping Equipment

		SR20	SR27
Top and Bottom Semi-Automatic Case Sealers **Automatic Box Adjustment** **Top-Bottom Belt Conveyor**			
Belt position		Top + Bottom	Top + Bottom
Box size		Medium	Large
Boxd dimensions (mm)	Length (L)	150 - ∞	150 - ∞
	Width (W)	140** - 500	170 - 650
	Height (H)	90* - 500	90* - 650
Removable taping units		Yes (Top & Bottom)	Yes (Top & Bottom)
Min / Max box weight	kg	0,5 – 32	0,5 – 32
Speed (depends on box length, belt-speed and operator performance)	bpm	up to 15	up to 15
Available taping units		K11 for 2” = 50 mm K12 for 3” = 75 mm	K11 for 2” = 50 mm K12 for 3” = 75 mm
Tape leg	mm	30-50-70mm	30-50-70mm
Power (std.)	KW	0,26	0,26
Ingress protection code		IP54	IP54
Air system brand		FESTO	FESTO
Air consumption	NL/Cycle	7	9
Operator side		Left or Right	Left or Right
Other features		- Fast-removable taping head - Pneumatic system of box auto adjustment	- Fast-removable taping head - Pneumatic system of box auto adjustment
Optionals		- Energy Saving - Safety fences - Wheels - Higher/lower legs - Conveyors	- Energy saving - Higher belt speed (30m/min) - Safety fences - Wheels - Higher/lower legs - Conveyors

** 90 mm with 30 mm tape leg, 100 mm with 50 mm tape leg, 120 mm with 70 mm tape leg*
*** 140mm with K11, 170mm with K12*

		S8
Semi-Automatic Case Sealers **Manual Box Adjustment Side Belt Drive**		
Belt position		Side
Box size		Medium
Box dimensions S version (mm)	Length (L)	150 - ∞
	Width (W)	150 - 500
	Height (H)	100* - 500
Box dimensions L version (mm)	Length (L)	150 - ∞
	Width (W)	105 - 500
	Height (H)	90 - 500
Removable taping units		Only Bottom
Min / Max box weight	kg	0,5 – 32
Speed (depends on box length, belt-speed and operator performance)	bpm	up to 20
Available taping units		K11 for 2” = 50 mm
Tape leg	mm	30 (L version) 50-70mm (Standard version)
Power (std.)	KW	0,18
Ingress protection code		IP54
Operator side		Lef
Other features		- Single screw system for box dimension adjustment - Easy and quick belt conveyor maintenance and change - Roller upper guide
Optionals		- Wheels - Higher legs - Conveyors

** 100 mm with 50 mm tape leg, 120 mm with 70 mm tape leg*

Taping Equipment

		X5	M5	M6	M8
NASTRO-SB™ Semi-Automatic Case Sealers **Manual Box Adjustment** **Side Belt Drive**					
Belt position		Side	Side	Side	Side
Box size		Medium	Medium	Large	Very large
Box dimensions S version(mm)	Length (L)	120 - ∞	120 - ∞	120 - ∞	120 - ∞
	Width (W)	160 - 500	150 - 500	150 - 650	150 - 800
	Height (H)	90* - 500	90* - 500	90* - 650	90* - 800
Box dimensions L version(mm)	Length (L)	120 - ∞	120 - ∞	120 - ∞	120 - ∞
	Width (W)	110** - 500	80** - 500	80** - 650	80** - 800
	Height (H)	60** - 500	60** - 500	60** - 650	60** - 800
Removable taping units		Yes (Top & Bottom without tools – except L version > only bottom)	Yes (Top & Bottom without tools – except L version > only bottom)	Yes (Top & Bottom without tools – except L version > only bottom)	Yes (Top & Bottom without tools – except L version > only bottom)
Min / Max box weight	kg	0,5 – 32	0,5 – 32	0,5 – 32	0,5 – 32
Speed (depends on box length, belt-speed and operator performance)	bpm	up to 20	up to 20	up to 20	up to 20
Available taping units		K11 for 2" = 50 mm	K11 for 2" = 50 mm	K11 for 2" = 50 mm	K11 for 2" = 50 mm
		K25 for 1" = 25 mm	K25 for 1" = 25 mm	K25 for 1" = 25 mm	K25 for 1" = 25 mm
		K38 for 1,5" = 38 mm	K38 for 1,5" = 38 mm	K38 for 1,5" = 38 mm	K38 for 1,5" = 38 mm
		K12 for 3" = 75 mm	K12 for 3" = 75 mm	K12 for 3" = 75 mm	K12 for 3" = 75 mm
Tape leg	mm	30-50-70mm	30-50-70mm	30-50-70mm	30-50-70mm
Power (std.)	KW	0,18	0,26	0,26	0,26
Ingress protection code		IP54	IP54	IP54	IP54
Operator side		Left or Right	Left or Right	Left or Right	Left or Right
Other features		- Single screw system for box dimension adjustment	- Double screw system for box dimension adjustment - Heavy duty Structure		
		- Re-designed columns & upper frame to maximize strength - Fast-removable taping head without tools		- Easy and quick belt conveyor maintenance and change - Roller upper guide	
Optionals		- Safety fences - Wheels - Higher/lower legs - Conveyors	- Prolonged motorization - Safety fences - Wheels	- Higher/lower legs - Conveyors - 3-flap folder	

General raccomandations for best box stability
L ≥ W
L ≥ H

** See minimum box dimension chart for std taping unit support*

*** See minimum box dimension chart for integrated and displaced taping units*

Nastro SB Models X

Minimum box dimension with 3" support (S version)			
Tape width	Leg 30 mm (WxH)	Leg 50 mm (WxH)	Leg 70 mm (WxH)
3"	160 x 90	160 x 100	160 x 120
2"	160 x 90	160 x 100	160 x 120
1,5"	160 x 90	160 x 100	160 x 120
1"	160 x 90	160 x 100	160 x 120

Minimum box dimensions with Integrated units			
Tape width	Leg 30 mm (WxH)	Leg 50 mm (WxH)	Leg 70 mm (WxH)
3"	150 x 90	160 x 100	160 x 120
3" displaced units	150 x 60	160 x 60	160 x 100
2"	125 x 90	135 x 100	135 x 120
2" displaced units	125 x 60	135 x 60	135 x 100
1,5"	115 x 90	125 x 100	125 x 120
1,5" displaced units	115 x 60	125 x 60	125 x 100
1"	100 x 90	110 x 100	110 x 120
1" displaced units	100 x 60	110 x 60	110 x 100

Nastro SB Models M

Minimum box dimension with 3" support (S version)			
Tape width	Leg 30 mm (WxH)	Leg 50 mm (WxH)	Leg 70 mm (WxH)
3"	150 x 90	150 x 100	150 x 120
2"	150 x 90	150 x 100	150 x 120
1,5"	150 x 90	150 x 100	150 x 120
1"	150 x 90	150 x 100	150 x 120

Minimum box dimensions with Integrated units			
Tape width	Leg 30 mm (WxH)	Leg 50 mm (WxH)	Leg 70 mm (WxH)
3"	130 x 90	150 x 100	150 x 120
3" displaced units	130 x 60	150 x 60	150 x 100
2"	105 x 90	125 x 100	125 x 120
2" displaced units	105 x 60	125 x 60	125 x 100
1,5"	95 x 90	115 x 100	115 x 120
1,5" displaced units	95 x 60	115 x 60	115 x 100
1"	80 x 90	100 x 100	100 x 120
1" displaced units	80 x 60	100 x 60	100 x 100

Taping Equipment

		L5	L6	L8
NASTRO-SB ™ Semi-Automatic Case Sealers **Manual Box Adjustment** **Side Belt Conveyor** **Patented Logic On Board**				
Belt position		Left + Right	Left + Right	Left + Right
Box size		Medium	Large	Very large
Box dimensions S version(mm)	Length (L)	120 - ∞	120 - ∞	120 - ∞
	Width (W)	150 - 500	150 - 650	150 - 800
	Height (H)	90* - 500	90* - 650	90* - 800
Box dimensions L version(mm)	Length (L)	120 - ∞	120 - ∞	120 - ∞
	Width (W)	80** - 500	80** - 650	80** - 800
	Height (H)	60** - 500	60** - 650	60** - 800
Removable taping units		Yes (Top & Bottom without tools – except L version > only bottom)	Yes (Top & Bottom without tools – except L version > only bottom)	Yes (Top & Bottom without tools – except L version > only bottom)
Min / Max box weight	kg	0,5 – 32	0,5 – 32	0,5 – 32
Speed (depends on box length, belt-speed and operator performance)	bpm	up to 30	up to 30	up to 30
Available taping units		K11 for 2" = 50 mm		
		K25 for 1" = 25 mm		
		K38 for 1,5" = 38 mm		
		K12 for 3" = 75 mm		
Tape leg	mm	30-50-70mm	30-50-70mm	30-50-70mm
Power (std.)	KW	0,51	0,51	0,51
Ingress protection code		IP54	IP54	IP54
Operators side		Left or Right	Left or Right	Left or Right
Other features		- Energy saving - Control panel on board - Patented variable speed - Double screw system for box dimension adjustment - Re-designed columns & upper frame to maximize strength - Fast-removable taping head without tools - Easy and quick belt conveyor maintenance and change - Roller upper guid		
Optionals		- IoT Optirun, to monitor machine consuption and operation remotely - End/brake tape device - Pneumatic taping unit VENTO 50-75 - Prolonged motorization - Safety fences - Passive flap folder - Wheels - Higher/lower legs - Conveyors		

** See minimum box dimension chart for std taping unit support*

*** See minimum box dimension chart for integrated and displaced taping units*

Minimum box dimension with 3" support (S version)			
Tape width	Leg 30 mm (WxH)	Leg 50 mm (WxH)	Leg 70 mm (WxH)
3"	150 x 90	150 x 100	150 x 120
2"	150 x 90	150 x 100	150 x 120
1,5"	150 x 90	150 x 100	150 x 120
1"	150 x 90	150 x 100	150 x 120

Minimum box dimensions with Integrated units			
Tape width	Leg 30 mm (WxH)	Leg 50 mm (WxH)	Leg 70 mm (WxH)
3"	130 x 90	150 x 100	150 x 120
3" displaced units	130 x 60	150 x 60	150 x 100
2"	105 x 90	125 x 100	125 x 120
2" displaced units	105 x 60	125 x 60	125 x 100
1,5"	95 x 90	115 x 100	115 x 120
1,5" displaced units	95 x 60	115 x 60	115 x 100
1"	80 x 90	100 x 100	100 x 120
1" displaced units	80 x 60	100 x 60	100 x 100

Taping Equipment

		R5	R6	R8
NASTRO-SB ™ Semi-Automatic Case Sealers **Automatic Box Adjustment** **Side Belt Conveyor** **Patented Logic on Board**				
Belt position		Left + Right	Left + Right	Left + Right
Box Size		Medium	Large	Very large
Box dimensions S version(mm)	Length (L)	140 - ∞	140 - ∞	140 - ∞
	Width (W)	150 - 500	150 - 650	150 - 800
	Height (H)	90* - 500	90* - 650	90* - 800
Box dimensions L version(mm)	Length (L)	120 - ∞	120 - ∞	120 - ∞
	Width (W)	80** - 500	80** - 650	80** - 800
	Height (H)	60** - 500	60** - 650	60** - 800
Removable taping units		Yes (Top & Bottom without tools – except L version > only bottom)	Yes (Top & Bottom without tools – except L version > only bottom)	Yes (Top & Bottom without tools – except L version > only bottom)
Min / Max box weight	kg	0,5 – 32	0,5 – 32	0,5 – 32
Speed (depends on box length, belt-speed and operator performance)	bpm	up to 14	up to 14	up to 14
Available taping units		K11 for 2" = 50 mm		
		K25 for 1" = 25 mm		
		K38 for 1,5" = 38 mm		
		K12 for 3" = 75 mm		
Tape Leg	mm	30-50-70mm	30-50-70mm	30-50-70mm
Power (std.)	KW	0,51	0,51	0,51
Ingress protection code		IP54	IP54	IP54
Air consumption - NL/cycle		9	12	15
Air system Brand (SMC)		SMC	SMC	SMC
Operator Side		Left or Right	Left or Right	Left or Right
Other features		- Energy saving - Control panel on board - Patented variable speed - Re-designed columns & upper frame to maximize strength - Fast-removable taping head without tools - Easy and quick belt conveyor maintenance and change - Pneumatic system of box auto adjustment - High belt speed (30m/min)	- Energy saving - Control panel on board - Patented variable speed - Re-designed column & upper frame to maximize strength - Fast-removable taping head without tools - Easy and quick belt conveyor maintenance and change - Pneumatic system of box auto adjustment - High belt speed (30m/min)	- Energy saving - Control panel on board - Patented variable speed - Re-designed columns & upper frame to maximize strength - Fast-removable taping head without tools - Easy and quick belt conveyor maintenance and change - Pneumatic system of box auto adjustment - Safety fences (mandatory) - High belt speed (30m/min)
Optionals		- IoT Optirun, to monitor machine consuption and operation remotely - End/Brake tape device - Pneumatic taping unit VENTO 50-75 - Prolonged motirization - Safety fences - Wheels - Higher/lower legs - Conveyors		

** See minimum box dimension chart for std taping unit support*

*** See minimum box dimension chart for integrated and displaced taping units*

Minimum box dimension with 3" support (S version)			
Tape width	Leg 30 mm (WxH)	Leg 50 mm (WxH)	Leg 70 mm (WxH)
3"	150 x 90	150 x 100	150 x 120
2"	150 x 90	150 x 100	150 x 120
1,5"	150 x 90	150 x 100	150 x 120
1"	150 x 90	150 x 100	150 x 120



Available indexit unit
AS25 550 and AS25 700

Minimum box dimensions with Integrated units			
Tape width	Leg 30 mm (WxH)	Leg 50 mm (WxH)	Leg 70 mm (WxH)
3"	130 x 90	150 x 100	150 x 120
3" displaced units	130 x 60	150 x 60	150 x 100
2"	105 x 90	125 x 100	125 x 120
2" displaced units	105 x 60	125 x 60	125 x 100
1,5"	95 x 90	115 x 100	115 x 120
1,5" displaced units	95 x 60	115 x 60	115 x 100
1"	80 x 90	100 x 100	100 x 120
1" displaced units	80 x 60	100 x 60	100 x 100

Taping Equipment

		Nastro-SB AQUA Uniform TB	Nastro-SB AQUA Random TB	Nastro-SB AQUA Random OB
NASTRO-SB AQUA ™ Semi-Automatic Case Sealers For Water Activated Tapes **Manual and Automatic Box Adjustment** **Side Belt Conveyor** **Patented Logic on Board**				
Belt position		Side		
Box Size		Small - Medium		
Box Size Adjustment		Manual	Automatic	Automatic
Box dimensions (mm)	Length (L)	150 - ∞	150 - ∞	150 - ∞
	Width (W)	150 - 650	150 - 650	150 - 650
	Height (H)	130 - 500	130 - 650	130 - ∞
Min / Max box weight	kg	0,5 – 32	0,5 – 32	0,5 – 32
Speed (depends on box length, belt-speed and operator performance)	bpm	up to 10	up to 7	up to 8
Sealing Side		Top & Bottom	Top & Bottom	Only Bottom
Tape Type		Water Activated Tape (Gummed Tape) - Standard (> 70gr/m2) + Reinforced		
Taping Unit Technology		Pneumatic		
Tape Width	mm	50 - 80		
Tape reel max DIA	mm	410		
Tape Leg	mm	50-70		
Water Storage (for each unit)	Lt.	1		
Water Consumption (depends on box length, tape width and operator performance)	Lt./h	0,5		
Power (std.)	KW	0,86		
Ingress protection code		IP54		
Air consumption - NL/cycle		15		15
Air Supply	bar	5,5 - 7		
Power Supply		220/240		
Operator Side		Left		
HMI Controls				
HMI Controls		- Pause Mode - Threading Mode - Unit Diagnostics - Tape leg set up - Temperature set up	- Pause Mode - Threading Mode - Unit Diagnostics - Tape leg set up - Temperature set up	- Pause Mode - Unit Diagnostics - Tape leg set up - Temperature set up
Other features		- Easy Bottom Reel change - Precise adjustment of taping rollers - Missing tape feeding/End Tape - Beacon	- Easy Bottom Reel change - Precise adjustment of taping rollers - Missing tape feeding/End Tape - Beacon	- Easy Bottom Reel change - Precise adjustment of taping rollers - Missing tape feeding/End Tape - Beacon
		- Counters on handles	- Box Indexing Gate	
Optionals		- Conveyors - Wheels - Higher/lower legs		

Taping Equipment

		PS50	F105
Semi-Automatic Case Formers **- Packing-Station** **- Bottom-Flap-Closer** **- Tape sealer integrated in PS50**			
Belt position		Top + Bottom	-
Box size		Medium	Medium
Box dimensions (mm)	Length (L)	200 - 600	200 - 600
	Width (W)	150 - 500	90 - 500
	Height (H)	90* - 500	90 - 500
Removable taping units		Yes (Top & Bottom)	n.a.
Min / Max box weight	kg	0,5 – 32	0,5 – 32
Speed (depends on box length, belt-speed and operator performance)	bpm	up to 10	up to 10
Available taping units		K11 for 2" = 50 mm	-
Tape leg	mm	30-50-70	-
Flap folding function		Yes, for bottom side of the box	Yes, for bottom side of the box
Power (std.)	KW	0,26	-
Ingress protection code		IP54	-
Air consumption		14,2	14,2
Operator side		Left or Right	Left or Right
Optionals		- Wheels - Conveyors	- Wheels - Conveyors - Elongated version for box length max 800 mm

** 90 mm with 30 mm tape leg, 100 mm with 50 mm tape leg, 120 mm with 70 mm tape leg*

Taping Equipment

		SM11-SM11/4	SM116	SM11 INOX	SA11
Fully Automatic Case Sealers **Manual Box Adjustment** **Side Belt Drive**					
Belt position		Side	Side	Side	Side
Box size		Medium	Large	Medium	Medium
Box size adjustment		Manual	Manual	Manual	Manual
Box dimensions S version(mm)	Length (L)	200 - 600	300 - 900	200 - 600	200 - 600
	Width (W)	150 - 500	150 - 650	150 - 500	150 - 500
	Height (H)	90* - 600	180 - 700	90* - 600	90* - 600
Box dimensions L version / 4 (mm)	Length (L)	200 - 600	-	-	200 - 600
	Width (W)	105** - 500	-	-	105** - 500
	Height (H)	90* - 600	-	-	90* - 600
Removable taping units		Yes (Top & Bottom without tools – except /4 version > only bottom)	Yes (Top & Bottom)	Yes (Top & Bottom)	Yes (Top & Bottom without tools – except /4 version > only bottom)
Min / Max box weight	kg	2 – 32	2 – 32	2 – 32	2 – 32
Speed (depends on box length, belt-speed and operator performance)	bpm	up to 20	up to 15	up to 20	up to 20
Available taping units		K11 for 2" = 50 mm	K11 for 2" = 50 mm	K11 for 2" = 50 mm	K11 for 2" = 50 mm
		K12 for 3" = 75 mm	K12 for 3" = 75 mm	K12 for 3" = 75 mm	K12 for 3" = 75 mm
Tape leg	mm	30-50-70mm	30-50-70mm	30-50-70mm	30-50-70mm
Standard PLC brand		No PLC as standard	No PLC as standard	No PLC as standard	No PLC as standard
Power (std.)	KW	0,26	0,46	0,26	0,26
Ingress protection code		IP54	IP54	IP54	IP54
Air consumption		2	2	2	2
Operator side		Left or Right	Left or Right	Left or Right	Left or Right
Other features		- Automatic 4 flap folder - Side presser - Metallic safety fences	- Automatic 4 flap folder - Side presser - Metallic safety fences	- Machine in stainless steel - Automatic 4 flap folder - Side presser	- Automatic 4 flap folder - Side presser - Metallic safety fences
Optionals		- Counter on handles - Energy saving without PLC - End tape without PLC - End/brake tape with PLC - Prolonged motirization - Fences with double side doors opening - Wheels - Higher/lower legs - Conveyors - AG21/500 Indexit unit available with integrated control panel	- Counter on handles - Energy saving without PLC - End tape without PLC - End/brake tape with PLC - Prolonged motirization - Fences with double side doors opening - Wheels - Higher/lower legs - Conveyors - AG21/650 Indexit unit available with integrated control panel	- Wheels - Higher/lower legs - Fences with double side doors opening	- Counter on handles - Energy saving without PLC - End tape without PLC - End/brake tape with PLC - Prolonged motirization - Fences with double side doors opening - Wheels - Higher/lower legs - Conveyors - AG21/500 Indexit unit available with integrated control panel

** See minimum box dimension chart for std taping unit support*

Minimum box dimension with 3" support (S version)			
Tape width	Leg 30 mm (WxH)	Leg 50 mm (WxH)	Leg 70 mm (WxH)
3"	150 x 90	150 x 100	150 x 120
2"	150 x 90	150 x 100	150 x 120

*** See minimum box dimension chart for integrated and displaced taping units*

Minimum box dimensions with integrated units (L version)			
Tape width	Leg 30 mm (WxH)	Leg 50 mm (WxH)	Leg 70 mm (WxH)
3"	130 x 90	150 x 100	150 x 120
2"	105 x 90	125 x 100	125 x 120

		EZ-SEAL
Fully Automatic Case Sealers **Manual Box Adjustment Side Belt Drive**		
Belt position		Side
Box size		Small - Medium
Box opening type		Electrical
Box dimensions (mm)	Length (L)	130 - 600
	Width (W)	100 - 500
	Height (H)	130 - 600
Removable taping units		Yes (Top & Bottom without tools)
Min / Max box weight	Kg	1 - 45
Speed (depends on box length, belt-speed and operator per-for-mance)	bpm	up to 35 (40 Opt.)
Available taping units		High Speed Taping Unit
Tape leg	mm	58 (+/- 6)
Standard PLC brand		SIAT PLC Technology
Power (std.)	KW	2,25
Ingress protection code		IP54
Air consumption		2
Operator side		Left or Right
Other features		- Servo-Driven automatic recipe-based format change - Automatic 4 flap folder - Side presser - Metallic safety fences with Tunnel - SIAT Technology PLC with Touch Screen HMI - High Speed Taping Units - 4 actuator steel frame - Zero Line Configuration - OPC-UA protocoland - Gate-based box spacing System
Optionals		- Electric Rotary Kicker - Active Major Flap Folder - Center Line Configuration - SIAT Connect - Wheels - Conveyors

		HM11T	HM11TB
Fully Automatic Case Sealers **Manual Box Adjustment** **Side Belt Drive** **Hot-Melt application**			
Belt position		Side	Side
Box size		Medium	Medium
Hot melt sealing unit		only Top	Top & Bottom
Box dimensions (mm)	Length (L)	200 - 600 mm	200 - 500 mm
	Width (W)	150 - 500 mm	150 - 500 mm
	Height (H)	150 - 500 mm	150 - 600 mm
Box dimensions Low version /4 (mm)	Length (L)	200 - 600 mm	200 - 500 mm
	Width (W)	150 - 500 mm	150 - 500 mm
	Height (H)	120 - 500 mm	120 - 600 mm
Standard PLC type		Siemens S7-1200	Siemens S7-1200
Min / Max box weight	Kg	2 - 30	2 - 30
Speed (box length + belt-speed)	bpm	up to 15	up to 12
Standard hot melt device		Robatech Concept 5	Robatech Concept 5
Hot-Melt dispenser power	KW	2,37	2,56
Machine power	KW	0,36	0,36
Ingress protection code		IP54	IP54
Air consumption	NL/Cycle	2,2	2,2
Operator side		Left or Right	Left or Right
Other features		- Automatic 4 flap folder - Roller upper guide - Signal exchange (out)	- Automatic 4 flap folder - Roller upper guide - Signal exchange (out)
Optionals		- Siat connect - Double doors opening sides - Different hot-melt devices on request (Nordson problue flex) - Counters on handles - Wheels - Higher/lower legs - Conveyors	- Siat Connect - Double doors opening sides - Different hot-melt devices on request (Nordson problue flex) - Counters on handles - Wheels - Higher/lower legs - Conveyors

** 90 mm with 30 mm tape leg, 100 mm with 50 mm tape leg, 120 mm with 70 mm tape leg*

Taping Equipment

		SM44HD/HS	SM446HD/HS
Fully Automatic Case Sealers **Automatic Box Adjustment** **Side Belt Drive** **Patented Logic on Board**			
Belt position		Side	Side
Box size		Medium	Large
Box size adjustment		Automatic	Automatic
Box dimensions (mm)	Length (L)	200 - 600	300 - 800
	Width (W)	160 - 500	160 - 650
	Height (H)	140 - 500	140 - 650
Box dimensions Low Version /4 (mm)	Length (L)	200 - 600	-
	Width (W)	160 - 500	-
	Height (H)	90* - 460	-
Standard PLC type		Siemens S7-1200	Siemens S7-1200
Min / Max box weight	Kg	2 – 32	2 – 32
Speed (box length + belt-speed)	bpm	up to 10 (HD - Pneumatic) up to 14 (HS - Eletric)	up to 8 (HD- Pneumatic) up to 10 (HS - Electric)
Removable taping units		Yes (Top & Bottom without tools - K11 only)	Yes (Top & Bottom without tools - K11 only)
Available taping units		K11 for 2" = 50 mm	K11 for 2" = 50 mm
		K12 for 3" = 75 mm	K12 for 3" = 75 mm
Machine power	KW	0,36 (HD) - 1,8 (HS)	0,36 (HD) – 3,3 (HS)
Ingress protection code		IP54	IP54
Air consumption	NL/Cycle	15,2 (HD) – 13,3 (HS)	20 (HD) - 14 (HS)
Operator side		Left or Right	Left or Right
Other features		- Automatic 4 flap folder - Side presser - Metallic safety fences - Signal exchange (in-out) - Available indexit unit AS24-AS26 (500) - Integrated control panel - End/brake tape device - Bypass top taping unit - Box fix format function - High belt speed (30m/min) - 7" touch screen (HS only)	- Automatic 4 flap folder - Side presser - Transparent safety fences - Signal exchange (in-out) - Available indexit unit AS26 (650) - External control panel - End/brake tape device - Bypass top taping unit - Box fix format function - High belt speed (30m/min) - 7" touch screen (HS only)
Optionals		- Energy saving - Siat connect - Full bypass (bottom taping unit) - Wheels - Higher legs - Conveyors	- Energy saving - Siat connect - Full bypass (bottom taping unit) - Wheels - Higher legs - Conveyors

** 90 mm with 30 mm tape leg, 100 mm with 50 mm tape leg, 120 mm with 70 mm tape leg*

		BoxR
Fully Automatic Case Erectors **Manual Box Adjustment** **Side Belt Drive**		
Belt position		Side
Box size		Small - Medium
Box opening type		Pneumatic
Box dimensions (mm)	Length (L)	200 - 450
	Width (W)	150 - 400
	Height (H)	150 - 450
Removable taping units		Yes
Vacuum System		Venturi
Standard PLC type		Siemens S7-1200
Speed (box length + belt-speed)	bpm	up to 10
Available taping units		K11 for 2" = 50 mm
Machine power (std.)	KW	0,36
Ingress protection code		IP54
Air consumption	NL/Cycle	48
Operator side		Left or Right
Other features		- In Line Gravity box storage for 150 boxes - VENTURI® vacuum system - Integrated control panel - Signal exchange (in-out) - Full Line photocell
Optionals		- Conveyors - Higher legs - Wheels - Non-CE Compliant version

Taping Equipment

		EZ-BOX 20	EZ-BOX XL	EZ-BOX GLUE
Fully Automatic Case Erectors **Manual Box Adjustment** **Side Belt Drive**				
Belt position		Side	Side	Side
Box size		Small - Medium	Big	Small - Medium
Box Forming Technology		Hybrid (Pneumatic + Brushless)	Hybrid (Pneumatic + Brushless)	Hybrid (Pneumatic + Brushless)
Box dimensions (mm) standard version	Length (L)	200 - 600	200 - 620	200 - 600
	Width (W)	150 - 400	200 - 500	150 - 400
	Height (H)	100 - 450	250 - 600	100 - 450
Box dimensions (mm) TALL version	Length (L)	200 - 600		
	Width (W)	150 - 380		
	Height (H)	300 - 600		
Removable taping units		Yes	Yes	No
Standard PLC type		Siemens S7 - 1200	Siemens S7 - 1200	Siemens S7 - 1200
Vacuum System		Venturi	Venturi	Venturi
Speed (box length + belt-speed)	bpm	up to 20	up to 15	up to 20
Sealing type		Tape	Tape	Hot Melt Glue
Standard taping units		K11 for 2” = 50 mm	K11 for 2” = 50 mm	N/A
Glue Type		N/A	N/A	Velco Melton KUBE Series (8l)
Machine power (std.)	KW	1,27	1,27	1,47
Glue Power (stfd.)	KW			2,38
Ingress protection code		IP54	IP54	IP54
Air consumption	NL/Cycle	3,5	3,5	3,5
Box Exit Side		Left or Right	Left or Right	Left or Right
Box magazine Side		Depending on Box Exit Side	Depending on Box Exit Side	Depending on Box Exit Side
Operator side		Depending on Box Exit Side	Depending on Box Exit Side	Depending on Box Exit Side
Other features		- Motorized Walk-In Magazine up to 120 box storage - VENTURI® self cleaning vacuum system - 7” touchscreen display - Signal exchange (in-out) - Machine control and Utilities on the same side - End/Broken tape Alarm - Full Line photocell		- Motorized Walk-In Magazine up to 120 box storage - VENTURI® self cleaning vacuum system - 7” touchscreen display - Signal exchange (in-out) - Machine control and Utilities on the same side - Full Line photocell - Clear C.E. and Gluer diagnostics - set gluing modes and patterns directly from the C.E. HMI
Optionals		- Extended Walk-In Magazine up to 220 box storage - Higher legs - Wheels - Conveyors - SIAT K12 for 3” = 75 mm - Siat Connect for remote connection and assistance - Opposite Hand Boxes Kit - Non-CE Compliant version		- Extended Walk-In Magazine up to 220 box storage - Higher legs - Wheels - Conveyors - Siat Connect for remote connection and assistance - Opposite Hand Boxes Kit - Non-CE Compliant version

Taping Equipment

	L33	L36	L46
Flexographic Printing Machines			
Machine type	Manual	Manual	Manual
Max material width (mm)	150	150	150
Max O.D. of the uwinder (mm)	400	400	400
Max O.D. of the rewinder (mm)	300	300	300
Max. printing width (mm)	150	150	150
Min. printing length (mm)	150,8 (Z=48)	150,8 (Z=48)	150,8 (Z=48)
Max. printing length (mm)	502,6 (Z=160)	502,6 (Z=160)	502,6 (Z=160)
Max. printing colors	3 Colors	3 Colors	4 Colors
Adjustabile speed	0 -160 m/min	0 -160 m/min	0 -160 m/min
Power supply	220V 50 - 60HZ 3PHASE 380-440V 50/60HZ 3PHASE+N	220V 50 - 60HZ 3PHASE 380-440V 50/60HZ 3PHASE+N	220V 50 - 60HZ 3PHASE 380-440V 50/60HZ 3PHASE+N
Kind of printable materials	- PVC - Easy print - Hot melt - Masking tape - Wat tape - Polietylen - Acrylic opp through corona treatment	- PVC - Easy print - Hot melt - Masking tape - Wat tape - Polietylen - Solvent opp - Acrylic opp through corona treatment	- PVC - Easy print - Hot melt - Masking tape - Wat tape - Polietylen - Solvent opp - Acrylic opp through corona treatment
Average machine output	1000/1200 rolls 50x66 with 2 colors in 8 working hours with an operator	1000/1200 rolls 50x66 with 2 colors in 8 working hours with an operator	1000/1200 rolls 50x66 with 2 colors in 8 working hours with an operator
Tape core diameter	3" = 75 mm	3" = 75 mm	3" = 75 mm
Features	Pneumatic unwinder, machine suitable for special rewinders	Primer and release stations, suitable for special rewinders	Primer and release stations, suitable for special rewinders
Optional	- ACL50 to print on the adhesive side - 1"" = 25 mm turrets rewinders - Rewinding cores: 38-40-42-45-50-60 mm - Ceramic central drum - Available version with 4 or 5 colours	- Pneumatic unwinder - ACL50 to print on the adhesive side - 1"" = 25 mm t rewinders - Rewinding cores: 38-40-42-45-50-60 mm - Ceramic central drum	- Pneumatic unwinder - ACL50 to print on the adhesive side - 1"" = 25 mm t rewinders - Rewinding cores: 38-40-42-45-50-60 mm - Ceramic central drum

Taping Equipment

	L444	L333
Flexographic Printing Machines		
Machine type	Automatic	Manual
Max material width (mm)	150	300
Max O.D. of the uwinder (mm)	400	400 / 650
Max O.D. of the rewinder (mm)	135	300
Max. printing width (mm)	150	300
Min. printing length (mm)	169,56 (Z=54)	157,1 (Z=50)
Max. printing length (mm)	502,6 (Z=160)	502,6 (Z=160)
Max. printing colors	4 Colors	3 Colors
Adjustabile speed	0 -200 m/min	0 -160 m/min
Power supply	220V 50 - 60HZ 3PHASE 380-440V 50/60HZ 3PHASE+N	220V 50 - 60HZ 3PHASE
Kind of printable materials	- PVC - Acrylic - Easy print - Hot melt - Adhesive tape	- PVC - Acrylic - Masking tape - Not Adhesive Tape
Average machine output	2000 rolls 50x66 with 2 colors in 8 working hours with an operator	1700/1800 rolls 50x66 with 2 colors in 8 working hours with an operator
Tape core diameter	3" = 75 mm	3" = 75 mm
Features	Electronic web guide aligment, automatic paper tabs attachment, corona treatment	Pneumatic unwinder, wider tape for higher productivity
Optional	- Release station, - Module with manual rewinders - Tape control camera - Automatic core loader	- ACL50 to print on the adhesive side - Corona Station - Release Station - Ceramic Printer Cylinders

TAPE DISPENSER







Type	Weight (gr)	A	B	C		Weight (Kg)	l	w	h	PCS N° for
CARTON DISPENSERS										
H1	380	50	120	76	20	9,5	520	360	300	600
H3S	330	50	120	76	20	9	520	360	300	600
H11 CP	470	50	120	76	20	10	520	360	300	600
H2S	328	50	120	76	20	9	520	360	300	600
H66 CP	500	50	140	76	20	10,4	540	370	380	400
H75 CP	630	75	120	76	5	3,5	460	265	155	480
H15	460	50	140	76	20	10	560	410	235	640
H13	1370	50	140	76	20	29	540	370	380	400
H14	1370	50	140	76	20	29	540	370	380	400
H133	1500	75	140	76	12	19	495	330	370	192
MT2	350	50	140	-	5	2,5	255	205	290	400
MT3	430	75	140	-	5	3	500	275	105	300
ADJUSTABLE LENGTH DISPENSERS										
SL1	1600	25	140	25/76	6	9,9	490	240	320	330
SL3	4300	75	190	76	1	4,7	310	220	230	50
HAND DISPENSERS										
D2	19 25 30 38 50 330 370 420 460 480	19/25/30 38/50	120	76	19 25 30 38 50 28 25 20 25 25	19/25/30 9 Kg 38/50 14 Kg	19/25/30 410 x 270 x 220 38/50 410 x 280 x 400			~ 800 pz
D6	70	50	115	76	250	17,8	610	400	340	4000
BAG SEALERS										
E7	1000	12	120	76	10	9,6	240	410	330	480
E7R	1000	12	120	76	10	9,6	240	410	330	480
E9	4800	15	190	76	6	29,2	540	390	230	90
E7R INOX	1000	12	120	76	10	9,6	240	410	330	480
E77	1140	12	190	76	10	11,85	420	300	360	320
DESK/TABLE DISPENSERS										
B20	1350	25	125	25/76	8	12	430	350	110	672
B21	620	19	70	25	20	14,5	320	340	160	800
GOLF	45	19	64	25	348	16,3	550	390	390	6960
B3TC	630	15÷50	140	76	10	6,5	360	340	140	720
B22	2400	25	125	25/76	6	14,5	420	200	300	288
STRETCH FILM DISPENSERS										
SRT	2260	CORE 76-50-38 mm h 508 mm			6	15	570	520	425	72
SP38	219	CORE 38 mm hight 508 mm			32	7	540	380	380	512
SP50	250	CORE 50 mm hight 508 mm			32	8	540	380	380	512
ISP38	109	CORE 38 mm hight 150 mm			36	4	260	330	230	1296
ISP50	109	CORE 50 mm hight 150 mm			36	4	260	330	230	1296








The SIAT Group

Headquartered in Northern Italy, SIAT is established as a quality leader in end-of-line industrial packaging solutions, specializing in taping, strapping and wrapping machines, as well as flexographic printing machines.

Based in Ohio (USA), Combi is a Northern American producer of industrial packaging systems, engineering and manufacturing case erectors, tray formers, case sealers, case packers, robotic packaging systems, and ergonomic monoblock hand-packing stations.

Located in Northern Italy, Tam has been producing small metal parts and providing precision machining services for over 30 years.

For over 50 years, we have been manufacturing high-tech equipment and are proud to be recognized by our customers as among the leading brands in packaging machinery and components. Our solutions are utilized across various industries, including food and beverage, e-commerce, logistics, packaging, and consumer products.

Cod.Brochure: Taping-Equipment-1.11.25

Our machines are designed to:

Increase customer productivity
Our machines boast an average life of 25 years, while our customers pay off their investment in only 4 to 5 months.

Lower the total cost of ownership
Our machines are designed for easy maintenance and simple installation. They are developed to be user-friendly and durable, while also being easy to integrate and manage.

Reduce environmental impact
We strongly believe in pursuing this goal through our environmental approach, envisioning the future of packaging as a collaborative effort with our customers to find the most sustainable and secure solutions. Each machine is designed to consume less energy, minimize material usage, and reduce waste.

Be connected
Thanks to Optirun, the SIAT Group's IoT solutions brand, we can calculate tape and box consumption, monitor film usage, and track all machine parameters to prevent downtime.

E-commerce
Buy directly at www.shop.siat.com

Service
Contact our field service Team at servicenow@siat.com

Via Puecher 22,
22078 Turate - Como
www.siat.com